

60PP SERIES

TUBING SIZE 1/4" - 3/4" | 3/8" FLOW POLYPROPYLENE

UV-RESISTANT BLACK-OUT COLOR



NEW

See our website for Solid Models

The new 60PP-Black Series couplings offer 3/8" flow size and are produced from medical grade, gamma sterilizable, UV-resistant polypropylene. The solid "black-out" color allows the ability to color key applications, as well as makes these couplings significantly more resistant to UV radiation due to its already advanced raw material capabilities. Available in both valved and non-valved configurations, these quick disconnect couplings are easy to use with their more robust thumb latch design. They are manufactured to maintain a long service life in a variety of applications. The 60PP-Black Series couplings interconnect with all other 60 Series couplings as well as other similar industry thumb-latch type high flow couplings.

PERFORMANCE RATINGS

- Operating Pressure: Vacuum to 60 psi; (4.2bar)
- Temperature: 32°F to 160°F (0°C to 71°C)
- Flow Capacity: 3/8" Size

MATERIALS & CONSTRUCTION

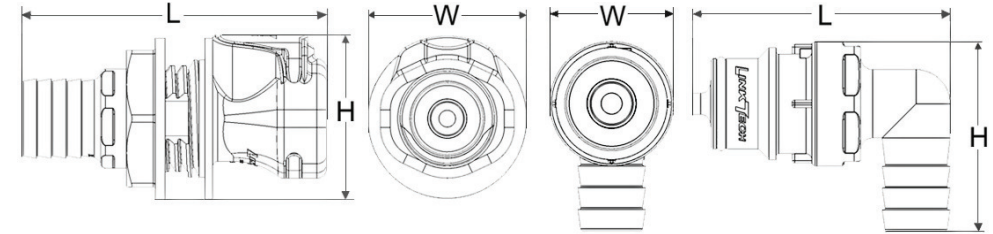
- Bodies & Terminations: UV-Resistant Medical Grade Polypropylene
- Internal Valves: UV-Resistant Medical Grade Polypropylene
- Internal Valve Springs: 316 Stainless Steel
- Latch Spring: Stainless Steel
- O-rings: Peroxide-cured EPDM (others available)
- Thumb-latch: UV-Resistant Medical Grade Polypropylene



Interchangeable with CPC-Colder HFC12 Series



Please contact us for cleanroom produced versions.



Reference Dimensions (Scaled Down): L = Length, W = Width, H = Height

Panel Mount Dimensions

| | PANEL OPENING | MAX PANEL THICKNESS | MIN PANEL THICKNESS |
|---------|---------------|---------------------|---------------------|
| SOCKETS | See Drawing | 0.3" | 0.03" |
| PLUGS | 1.21" | 0.3" | 0.03" |

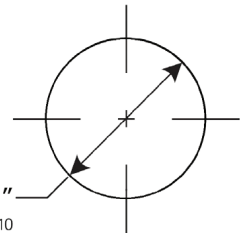
| PANEL NUT HEX SIZE |
|--------------------|
| 1.375" |

PART NUMBER GUIDE EXAMPLE:

60 PP V - SE 2 - 08BLK

FLOW SIZE OR LATCH TYPE | MATERIAL | VALVE | CONFIG. AND O-RING | TYPE | CONNECTION SIZE | COLOR OPTION

1.21"
+0.10
-0.00



Flow Rates

The data below shows the liquid flow rates for LinkTech couplings. Each coupling combination was tested at 70° F (21°C).

Specific coupling combination flow rates can be determined by using this formula:

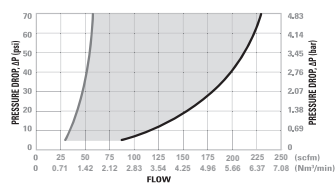
$$Q = C_v \sqrt{\frac{\Delta P}{S}}$$

Q = Flow rate in gallons per minute
 C_v = Average flow rates (see chart)
 ΔP = Pressure drop across coupling (psi)
 S = Specific gravity of liquid.

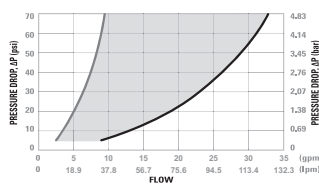
C_v Values for 60PP Series Couplings

| SOCKETS | 60PP-PE2-06 BLK | 60PPV-PE2-06 BLK | 60PP-PE2-08 BLK | 60PPV-PE2-08 BLK | 60PP-PE4-06 BLK | 60PPV-PE4-06 BLK | 60PP-PE4-08 BLK | 60PPV-PE4-08 BLK | 60PP-PE1-06 BLK | 60PPV-PE1-06 BLK | 60PP-PE1-08 BLK | 60PPV-PE1-08 BLK | 60PP-PE2-12 BLK | 60PPV-PE2-12 BLK |
|-----------------|-----------------|------------------|-----------------|------------------|-----------------|------------------|-----------------|------------------|-----------------|------------------|-----------------|------------------|-----------------|------------------|
| 60PPV-SE1-06BLK | 1.27 | 1.27 | 1.62 | 1.51 | 1.14 | 1.14 | 1.46 | 1.36 | 1.80 | 1.58 | 1.70 | 1.65 | - | - |
| 60PPV-SE1-08BLK | 1.28 | 1.34 | 1.62 | 1.51 | 1.15 | 1.24 | 1.46 | 1.36 | 1.81 | 1.54 | 1.72 | 1.56 | - | - |
| 60PPV-SE3-06BLK | 1.07 | 1.00 | 1.17 | 1.14 | 0.96 | 0.90 | 1.05 | 1.03 | 1.33 | 1.26 | 1.30 | 1.24 | - | - |
| 60PPV-SE3-08BLK | 1.25 | 1.23 | 1.61 | 1.52 | 1.13 | 1.11 | 1.45 | 1.37 | 1.79 | 1.60 | 1.68 | 1.56 | - | - |
| 60PPV-SE2-06BLK | 1.07 | 1.00 | 1.17 | 1.14 | 0.96 | 0.90 | 1.05 | 1.03 | 1.33 | 1.26 | 1.30 | 1.24 | - | - |
| 60PPV-SE2-08BLK | 1.25 | 1.23 | 1.61 | 1.52 | 1.13 | 1.11 | 1.45 | 1.37 | 1.79 | 1.60 | 1.68 | 1.56 | - | - |
| 60PP-SE2-12BLK | - | - | - | - | - | - | - | - | - | - | - | - | 3.94 | - |
| 60PPV-SE2-12BLK | - | - | - | - | - | - | - | - | - | - | - | - | - | 2.04 |

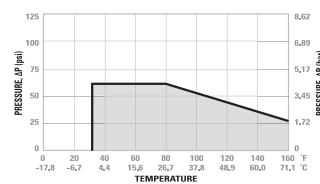
60PP Series Air Flow



60PP Series Water Flow



60PP Series Temperature



Valved Socket & Plug



Valved & Non-Valved Coupling Set



Non-Valved Socket & Plug



Interchangeable with
CPC® Colder HFC12 Series



60PP

Tubing Size 1/4" - 3/4"
3/8" Flow Polypropylene

| MALE THREAD SOCKET | | | | | | |
|--------------------|-----------------|-------------|--------------|--------------|--------------|--|
| NON-VALVED | VALVED | THREAD SIZE | LENGTH | WIDTH | HEIGHT | |
| 60PP-S1-06BLK | 60PPV-SE1-06BLK | 3/8" NPT | 2.78" (71mm) | 1.36" (35mm) | 1.44" (37mm) | |
| 60PP-S1-08BLK | 60PPV-SE1-08BLK | 1/2" NPT | 2.93" (74mm) | 1.36" (35mm) | 1.44" (37mm) | |
| 60PP-S1-12BLK | 60PPV-SE1-12BLK | 3/4" NPT | 3.13" (80mm) | 1.36" (35mm) | 1.44" (37mm) | |

| IN-LINE HOSE BARB SOCKET | | | | | | |
|--------------------------|-----------------|-----------|-------------|--------------|--------------|--------------|
| NON-VALVED | VALVED | TUBE SIZE | METRIC TUBE | LENGTH | WIDTH | HEIGHT |
| 60PP-S2-04BLK | 60PPV-SE2-04BLK | 1/4" ID | 5.4mm ID | 2.78" (71mm) | 1.36" (35mm) | 1.44" (37mm) |
| 60PP-S2-06BLK | 60PPV-SE2-06BLK | 3/8" ID | 9.5mm ID | 2.78" (71mm) | 1.36" (35mm) | 1.44" (37mm) |
| 60PP-S2-08BLK | 60PPV-SE2-08BLK | 1/2" ID | 12.7mm ID | 2.88" (73mm) | 1.36" (35mm) | 1.44" (37mm) |
| 60PP-S2-12BLK | 60PPV-SE2-12BLK | 3/4" ID | 19.0mm ID | 2.93" (74mm) | 1.36" (35mm) | 1.44" (37mm) |

| PANEL MOUNT HOSE BARB SOCKET (GASKET SEAL INCLUDED) | | | | | | |
|---|-----------------|-----------|-------------|--------------|--------------|--------------|
| NON-VALVED | VALVED | TUBE SIZE | METRIC TUBE | LENGTH | WIDTH | HEIGHT |
| 60PP-S3-04BLK | 60PPV-SE3-04BLK | 1/4" ID | 5.4mm ID | 2.86" (73mm) | 1.62" (41mm) | 1.65" (42mm) |
| 60PP-S3-06BLK | 60PPV-SE3-06BLK | 3/8" ID | 9.5mm ID | 2.86" (73mm) | 1.62" (41mm) | 1.65" (42mm) |
| 60PP-S3-08BLK | 60PPV-SE3-08BLK | 1/2" ID | 12.7mm ID | 3.03" (77mm) | 1.62" (41mm) | 1.65" (42mm) |
| 60PP-S3-12BLK | 60PPV-SE3-12BLK | 3/4" ID | 19.0mm ID | 3.08" (78mm) | 1.62" (41mm) | 1.65" (42mm) |

| PANEL MOUNT HOSE BARB ELBOW SOCKET (GASKET SEAL INCLUDED) | | | | | | |
|---|------------------|-----------|-------------|--------------|--------------|--------------|
| NON-VALVED | VALVED | TUBE SIZE | METRIC TUBE | LENGTH | WIDTH | HEIGHT |
| 60PP-S22-06BLK | 60PPV-SE22-06BLK | 3/8" ID | 9.5mm ID | 2.96" (75mm) | 1.62" (41mm) | 1.73" (44mm) |
| 60PP-S22-08BLK | 60PPV-SE22-08BLK | 1/2" ID | 12.7mm ID | 2.96" (75mm) | 1.62" (41mm) | 1.83" (46mm) |



*External product dimensions are the same with or without a shut off valve

PART NUMBER GUIDE EXAMPLE:

60 PP V - SE 2 - 08BLK

FLOW SIZE OR LATCH TYPE | MATERIAL | VALVE | CONFIG. AND O-RING | TYPE | CONNECTION SIZE | COLOR OPTION



Interchangeable with
CPC® Colder HFC12 Series



NON-VALVED

| MALE THREAD PLUG | | | | | |
|------------------|-------------|--------------|--------------|--------------|--|
| NON-VALVED | THREAD SIZE | LENGTH | WIDTH | HEIGHT | |
| 60PP-PE1-06BLK | 3/8" NPT | 1.87" (47mm) | 1.14" (29mm) | 1.00" (25mm) | |
| 60PP-PE1-08BLK | 1/2" NPT | 2.02" (51mm) | 1.14" (29mm) | 1.00" (25mm) | |
| 60PP-PE1-12BLK | 3/4" NPT | 2.22" (56mm) | 1.21" (31mm) | 1.05" (27mm) | |

| IN-LINE HOSE BARB PLUG | | | | | |
|------------------------|-----------|-------------|--------------|--------------|--------------|
| NON-VALVED | TUBE SIZE | METRIC TUBE | LENGTH | WIDTH | HEIGHT |
| 60PP-PE2-04BLK | 1/4" ID | 5.4mm ID | 1.87" (47mm) | 1.00" (25mm) | 1.00" (25mm) |
| 60PP-PE2-06BLK | 3/8" ID | 9.5mm ID | 1.87" (47mm) | 1.00" (25mm) | 1.00" (25mm) |
| 60PP-PE2-08BLK | 1/2" ID | 12.7mm ID | 1.97" (50mm) | 1.00" (25mm) | 1.00" (25mm) |
| 60PP-PE2-12BLK | 3/4" ID | 19.0mm ID | 2.02" (51mm) | 1.00" (25mm) | 1.00" (25mm) |

| PANEL MOUNT HOSE BARB PLUG (GASKET SEAL INCLUDED) | | | | | |
|---|-----------|-------------|--------------|--------------|--------------|
| NON-VALVED | TUBE SIZE | METRIC TUBE | LENGTH | WIDTH | HEIGHT |
| 60PP-PE3-04BLK | 1/4" ID | 5.4mm ID | 2.74" (70mm) | 1.62" (41mm) | 1.62" (41mm) |
| 60PP-PE3-06BLK | 3/8" ID | 9.5mm ID | 2.74" (70mm) | 1.62" (41mm) | 1.62" (41mm) |
| 60PP-PE3-08BLK | 1/2" ID | 12.7mm ID | 2.84" (72mm) | 1.62" (41mm) | 1.62" (41mm) |
| 60PP-PE3-12BLK | 3/4" ID | 19.0mm ID | 2.89" (73mm) | 1.62" (41mm) | 1.62" (41mm) |

| PANEL MOUNT HOSE BARB ELBOW PLUG (GASKET SEAL INCLUDED) | | | | | |
|---|-----------|-------------|--------------|--------------|--------------|
| NON-VALVED | TUBE SIZE | METRIC TUBE | LENGTH | WIDTH | HEIGHT |
| 60PP-PE22-06BLK | 3/8" ID | 9.5mm ID | 2.86" (73mm) | 1.62" (41mm) | 1.73" (44mm) |
| 60PP-PE22-08BLK | 1/2" ID | 12.7mm ID | 2.86" (73mm) | 1.62" (41mm) | 1.83" (46mm) |

| ELBOW HOSE BARB PLUG | | | | | |
|----------------------|-----------|-------------|--------------|--------------|--------------|
| NON-VALVED | TUBE SIZE | METRIC TUBE | LENGTH | WIDTH | HEIGHT |
| 60PP-PE4-06BLK | 3/8" ID | 9.5mm ID | 1.94" (49mm) | 1.00" (25mm) | 1.40" (36mm) |
| 60PP-PE4-08BLK | 1/2" ID | 12.7mm ID | 1.94" (49mm) | 1.00" (25mm) | 1.50" (38mm) |

VALVED

| MALE THREAD PLUG | | | | | |
|------------------|-------------|--------------|--------------|--------------|--|
| VALVED | THREAD SIZE | LENGTH | WIDTH | HEIGHT | |
| 60PPV-PE1-06BLK | 3/8" NPT | 2.01" (51mm) | 1.14" (29mm) | 1.00" (25mm) | |
| 60PPV-PE1-08BLK | 1/2" NPT | 2.16" (55mm) | 1.14" (29mm) | 1.00" (25mm) | |
| 60PPV-PE1-12BLK | 3/4" NPT | 2.36" (60mm) | 1.21" (31mm) | 1.05" (27mm) | |

| IN-LINE HOSE BARB PLUG | | | | | |
|------------------------|-----------|-------------|--------------|--------------|--------------|
| VALVED | TUBE SIZE | METRIC TUBE | LENGTH | WIDTH | HEIGHT |
| 60PPV-PE2-04BLK | 1/4" ID | 5.4mm ID | 2.01" (51mm) | 1.00" (25mm) | 1.00" (25mm) |
| 60PPV-PE2-06BLK | 3/8" ID | 9.5mm ID | 2.01" (51mm) | 1.00" (25mm) | 1.00" (25mm) |
| 60PPV-PE2-08BLK | 1/2" ID | 12.7mm ID | 2.11" (54mm) | 1.00" (25mm) | 1.00" (25mm) |
| 60PPV-PE2-12BLK | 3/4" ID | 19.0mm ID | 2.16" (55mm) | 1.00" (25mm) | 1.00" (25mm) |

| PANEL MOUNT HOSE BARB PLUG (GASKET SEAL INCLUDED) | | | | | |
|---|-----------|-------------|--------------|--------------|--------------|
| VALVED | TUBE SIZE | METRIC TUBE | LENGTH | WIDTH | HEIGHT |
| 60PPV-PE3-04BLK | 1/4" ID | 5.4mm ID | 2.88" (73mm) | 1.62" (41mm) | 1.62" (41mm) |
| 60PPV-PE3-06BLK | 3/8" ID | 9.5mm ID | 2.88" (73mm) | 1.62" (41mm) | 1.62" (41mm) |
| 60PPV-PE3-08BLK | 1/2" ID | 12.7mm ID | 2.98" (76mm) | 1.62" (41mm) | 1.62" (41mm) |
| 60PPV-PE3-12BLK | 3/4" ID | 19.0mm ID | 3.03" (77mm) | 1.62" (41mm) | 1.62" (41mm) |

| PANEL MOUNT HOSE BARB ELBOW PLUG (GASKET SEAL INCLUDED) | | | | | |
|---|-----------|-------------|--------------|--------------|--------------|
| VALVED | TUBE SIZE | METRIC TUBE | LENGTH | WIDTH | HEIGHT |
| 60PPV-PE22-06BLK | 3/8" ID | 9.5mm ID | 3.00" (76mm) | 1.62" (41mm) | 1.73" (44mm) |
| 60PPV-PE22-08BLK | 1/2" ID | 12.7mm ID | 3.00" (76mm) | 1.62" (41mm) | 1.83" (46mm) |

| ELBOW HOSE BARB PLUG | | | | | |
|----------------------|-----------|-------------|--------------|--------------|--------------|
| VALVED | TUBE SIZE | METRIC TUBE | LENGTH | WIDTH | HEIGHT |
| 60PPV-PE4-06BLK | 3/8" ID | 9.5mm ID | 2.08" (53mm) | 1.00" (25mm) | 1.40" (36mm) |
| 60PPV-PE4-08BLK | 1/2" ID | 12.7mm ID | 2.08" (53mm) | 1.00" (25mm) | 1.50" (38mm) |