

ROTARY PISTON PUMPS

REGLO-CPF

Calibrateable dispensing pumps
최고의 dispensing corrosive media

- 재현성이 뛰어남
- 최대 6.9bar까지의 Differential pressure
- 10cm wide, 13.5cm high
- 다양한 유량과 재질의 Ceramic piston pumps



REGLO-CPF Analog
with piston pump-head RH 00.CKC-LF

REGLO-CPF Analog

without dispensing functions


0.045-180ml/min

- Variable speed



REGLO-CPF Analog

2-digit potentiometer
1-99%, resolution 1%(for speed)



REGLO-CPF Digital
with piston pump-head RH 00.CKC-LF

REGLO-CPF Digital

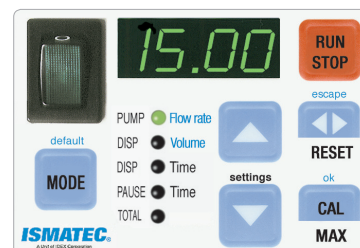
with dispensing functions

0.1-180ml/min

- Microprocessor controlled



Dispensing and calibrating function
see page 55



REGLO-CPF Digital

6-button membrane key-pad, LED display
Flow rate setting in μ l/min and ml/min

Interfaces



REGLO-CPF Analog

Speed control (0-5 or 0-10V, 0-20 or 4-20 mA)
Speed output 0-9 kHz
Start/Stop
Rotation direction



REGLO-CPF Digital


RS232
Analog
Speed output 0-9 kHz, Start/Stop,
Autostart

Rotation direction
reversible



Applications

- 높은 재현성, 유기용매 또는 acids/bases 의 단일채널 dispensing processes가 요구되는 경우
- 수소 불화물과 부식성이 강한 산의 X-Y-Z dispenser를 이용한 dispensing
- Remote controlled pump



Overview of piston pump-heads
on Pages 58 to 59

Specifications REGLO-CPF Analog

Motor type	DC-motor
Speed	18 to 1800 rpm
Speed setting	1-99%, resolution 1% 2-digit potentiometer
Power consumption	50 W
Mains connection	230V _{AC} /50Hz, 115V _{AC} /60Hz adjustable
Depth/Width/Height	250×100×143 mm
Weight	2.5kg
Protection rating	IP 30

Specifications REGLO-CPF Digital

Motor type	DC-motor
Speed	40 to 1800 rpm
Speed setting	rpm, resolution 0.1 rpm
Flow rate setting	µl/min and ml/min
Power consumption	75 W
Mains connection	100-230V _{AC} / 50-60Hz adjustable
Protection rating	IP 30
Depth/Width/Height	250×100×135 mm
Weight	2.1kg

Ordering Information

Model(Drive only)	Order No. (drive only)	Flow rates	Channels	Speed
REGLO-CPF Analog	ISM 1014	0.045-180	1	18 to 1800
REGLO-CPF Digital	ISM 321	0.1-180	1	40 to 1800
Foot switch				
REGLO-CPF Analog	ISM 891	see Page65		
REGLO-CPF Digital	ISM 894	see Page65		

The complete pump system REGLO-CPF consists of:

- 1 Drive
- 1 Piston pump-head see on Pages 58 to 59