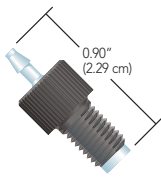


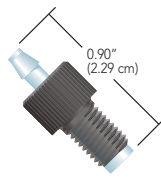
Swivel Barb Adapters

- ▶ Barb connection spins freely from the nut to prevent twist during installation
- ▶ Manufactured from polypropylene

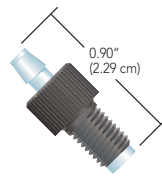
The new Swivel Barb Adapters from Upchurch Scientific® are made up of two captive pieces acting as a one-piece fitting for ease of use. Manufactured from polypropylene and available in three barb sizes, the Swivel Barb will facilitate connection between flexible tubing to a 1/4-28 flat-bottom port. The barbed insert spins freely from the threaded nut in order to prevent the tubing from twisting during installation.



D-646
1/4-28 to 1/16" ID tubing



D-647
1/4-28 to 3/32" ID tubing



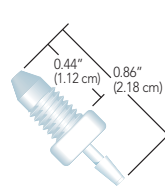
D-648
1/4-28 to 1/8" ID tubing



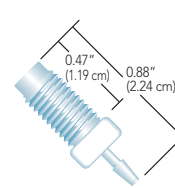
Thread to Barbed Adapters

- ▶ Three barb sizes, for 1/16", 1/8", and 3/16" ID flexible tubing
- ▶ Adapt to 1/4-28 flat-bottom, 5/16-24 flat-bottom, or 10-32 coned receiving ports

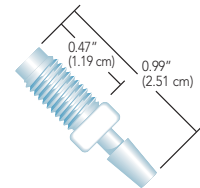
These Upchurch Scientific adapters make it easy to connect flexible tubing to any standard 1/4-28 flat-bottom or 10-32 coned receiving port. Simply thread the adapter into a receiving port and slip tubing over the barbed stem to create a reliable low pressure connection.



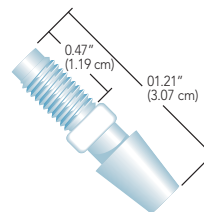
P-663
10-32 to 1/16" ID tubing



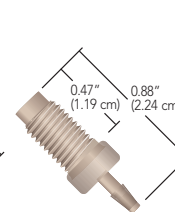
P-646
1/4-28 to 1/16" ID tubing



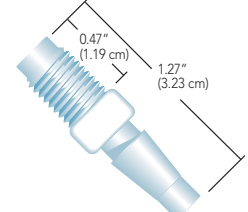
P-647
1/4-28 to 1/8" ID tubing



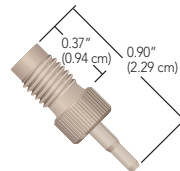
P-648
1/4-28 to 3/16" ID tubing



P-668
1/4-28 to 1/16" ID tubing



P-689
5/16-24 to 3/16" ID tubing



P-692
1/4-28 to 0.020"–1/32" ID tubing

RELATED PRODUCTS

- ▶ To connect low pressure fluoropolymer tubing, try the LuerTight™ Adapters on page 56.
- ▶ To connect peristaltic tubing to low pressure fluoropolymer tubing, see page 60.
- ▶ For peristaltic tubing, see pages 75–89.

Part No.	Description	Material	Threads	Thru-hole
SWIVEL BARB ADAPTERS				
D-646	Swivel Barb Adapter, 1/16" (1.55 mm) ID Tubing	Polypropylene	1/4-28 Flat-Bottom	0.03" (0.75 mm)
D-647	Swivel Barb Adapter, 3/32" (2.40 mm) ID Tubing	Polypropylene	1/4-28 Flat-Bottom	0.056" (1.5 mm)
D-648	Swivel Barb Adapter, 1/8" (3.20 mm) ID Tubing	Polypropylene	1/4-28 Flat-Bottom	0.08" (2.0 mm)
THREAD TO BARBED ADAPTERS				
★ P-663	Barb Adapter, 1/16" (1.55 mm) ID Tubing	ETFE	10-32 Coned	0.04" (1.0 mm)
★ P-646	Barb Adapter, 1/16" (1.55 mm) ID Tubing	ETFE	1/4-28 Flat-Bottom	0.04" (1.0 mm)
★ P-647	Barb Adapter, 1/8" (3.20 mm) ID Tubing	ETFE	1/4-28 Flat-Bottom	0.08" (2.0 mm)
P-648	Barb Adapter, 3/16" (4.75 mm) ID Tubing	ETFE	1/4-28 Flat-Bottom	0.10" (2.5 mm)
★ P-668	Barb Adapter, 1/16" (1.55 mm) ID Tubing	PEEK	1/4-28 Flat-Bottom	0.04" (1.0 mm)
P-689	Barb Adapter, 3/16" (4.75 mm) ID Tubing	ETFE	5/16-24 Flat-Bottom	0.10" (2.5 mm)
P-692	Barb Adapter, 0.020" to 1/32" (0.50 to 0.80 mm) ID Tubing	PEEK	1/4-28 Flat-Bottom	0.02" (0.5 mm)