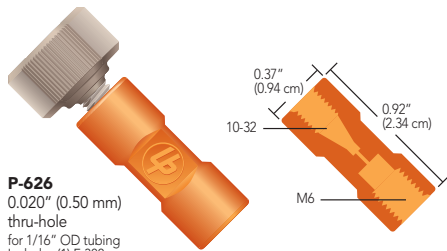
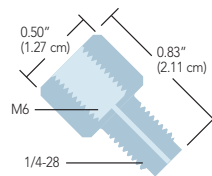


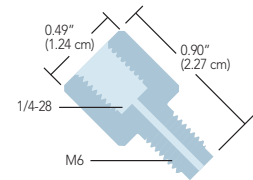
## Metric Threaded Adapters



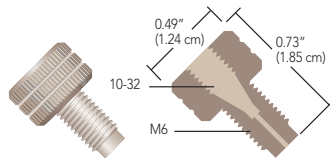
**P-626**  
0.020" (0.50 mm)  
thru-hole  
for 1/16" OD tubing  
Includes (1) F-300



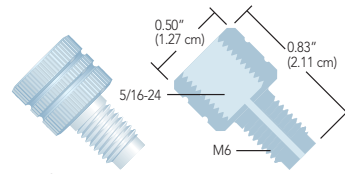
**P-670**  
0.030" (0.75 mm) thru-hole



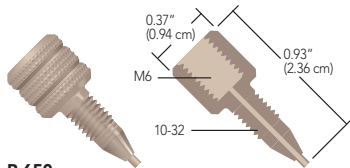
**P-694**  
0.040" (1.00 mm) thru-hole



**P-920-01**  
0.040" (1.00 mm) thru-hole



**P-673**  
0.040" (1.00 mm) thru-hole



**P-650**  
0.030" (0.75 mm) thru-hole

## RELATED PRODUCTS

- ▶ For an alternative to the Female M6 Adapters presented in the left column of this page, try a P-602 or P-622 Low Pressure Metric Union from page 40, along with the appropriate Metric Flangeless Fittings on page 27.
- ▶ To direct connect your tubing into a flat-bottom port, find the appropriate Flangeless or Super Flangeless™ Fittings on pages 24–27 and 21–23 respectively.
- ▶ Need metric fittings for your connections? See page 27.

Part No.	Description	Includes	Thru-hole	Swept Volume	Pressure Rating
<b>METRIC M6 THREADED ADAPTERS</b>					
<b>P-626</b>	PEEK Adapter, 10-32 C, F to M6 FB, F	(1) F-300	0.020" (0.50 mm)	0.3 µL	1,000 psi (69 bar)
★ <b>P-650</b>	PEEK Adapter, M6 FB, F to 10-32 C, M Standard	N/A	0.030" (0.75 mm)	6.7 µL	1,000 psi (69 bar)
<b>P-670</b>	PCTFE Adapter, M6 FB, F to 1/4-28 FB, M	N/A	0.030" (0.75 mm)	2.6 µL	1,000 psi (69 bar)
<b>P-673</b>	PCTFE Adapter, 5/16-24 FB, F to M6 FB, M	N/A	0.040" (1.00 mm)	9.9 µL	1,000 psi (69 bar)
<b>P-694</b>	PCTFE Adapter, 1/4-28 FB, F to M6 FB, M	N/A	0.040" (1.00 mm)	11.3 µL	1,000 psi (69 bar)
<b>P-920-01</b>	PEEK Adapter, 10-32 C, F to M6 FB, M	N/A	0.040" (1.00 mm)	8.0 µL	1,000 psi (69 bar)

F = Female (internal) threads; M = Male (external) threads; C = Coned; FB = Flat-Bottom  
\* The pressure rating of this adapter exceeds the pressure holding ability of the fittings and tubing used with it.