


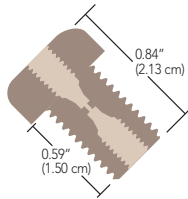
## Bulkhead Unions

- ▶ Designed for plumbing tubing through equipment housing
- ▶ For use with standard 10-32 coned or 1/4-28 flat-bottom threaded fittings

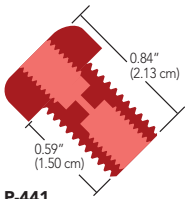
Thread Upchurch Scientific® PEEK Bulkhead Unions directly through your equipment housing to connect internal tubing to the outside. Each union has unique 3/8-24 external threads and comes complete with a stainless steel nut and lock washer to hold it in place. Requires a 3/8" hole to mount. The recommended torque limit for these unions is 15 in.-lbs (1.7 N-m).



**Bulkhead Union**  
includes stainless steel nut/lock washer



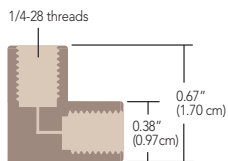
**P-440**  
10-32 internal threads



**P-441**  
1/4-28 internal threads

## Elbow Connectors

Use these Elbow Connectors to easily navigate tight corners. One Elbow is designed for use with 1/16" OD tubing and has a 0.020" (0.50 mm) thru-hole. Use 1/8" OD tubing with the other Elbow, which has a 0.062" (1.6 mm) thru-hole. Both come complete with 1/4-28 PEEK nuts and ETFE ferrules, and are pressure rated to 1,000 psi (69 bar).



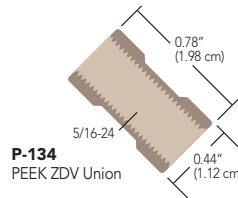
**P-430**  
PEEK Elbow  
comes with Flangeless Fittings



## Large Bore Union

- ▶ 5/16-24 flat-bottom threads

Use any of the 5/16-24 fittings on page 55 and the appropriate ferrule to create a true zero dead volume (ZDV) connection with the P-134 Union.



**P-134**  
PEEK ZDV Union

## RELATED PRODUCTS

- ▶ Stainless Steel Bulkhead Unions are also available. Please contact us for more information.
- ▶ To use Elbows in higher pressure applications, simply replace the provided fittings with Super Flangeless™ Nuts and Ferrules, found on pages 21–23.

Part No.	Description	Threads	Color	Includes	Thru-hole	Swept Volume
<b>BULKHEAD UNIONS</b>						
★ P-440	PEEK Bulkhead Union	10-32 Coned	Natural	(1) SST Nut/Washer	0.020" (0.50 mm)	1.9 µL
★ P-441	PEEK Bulkhead Union	1/4-28 Flat-Bottom	Red	(1) SST Nut/Washer	0.040" (1.00 mm)	2.9 µL
★ P-441N	PEEK Bulkhead Union	1/4-28 Flat-Bottom	Natural	(1) SST Nut/Washer	0.040" (1.00 mm)	2.9 µL
<b>ELBOW CONNECTORS</b>						
P-430	PEEK Elbow for 1/16" OD Tubing	1/4-28 Flat-Bottom	Natural	(2) XP-235	0.020" (0.50 mm)	1.4 µL
P-432	PEEK Elbow for 1/8" OD Tubing	1/4-28 Flat-Bottom	Natural	(2) XP-335	0.062" (1.60 mm)	13.6 µL
<b>LARGE BORE UNION</b>						
P-134	PEEK True ZDV Union	5/16-24 Flat-Bottom	Natural	N/A	N/A	N/A