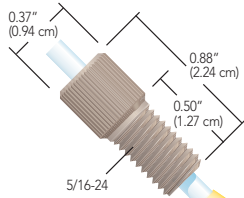
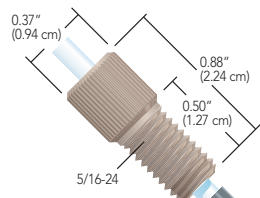


Large Bore Fittings

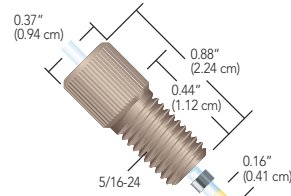
- ▶ 5/16-24 or 1/2-20 threads
- ▶ For use with 1/16", 1/8", 3/16", 1/4", 5/16", 3.0 mm, or 4.0 mm OD tubing



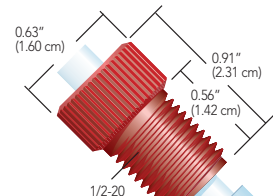
XP-130
PEEK Nut,
for 1/8" OD tubing
shown with P-300 Flangeless Ferrule
(page 26)



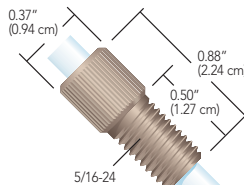
XP-131
PEEK Nut,
for 1/8" OD tubing
shown with P-359 Super Flangeless™
Ferrule (included and found on page 23)



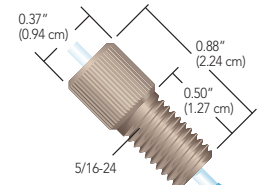
XP-141
PEEK Nut,
for 1/16" OD tubing
shown with P-259 Super Flangeless Ferrule
(included and found on page 23)



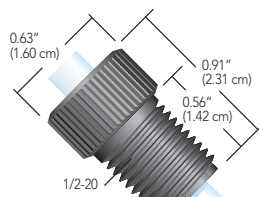
XU-620
PEEK Nut,
for 1/4" OD tubing
shown with inverted U-650 Flangeless
Ferrule for coned ports
(included and found on this page)



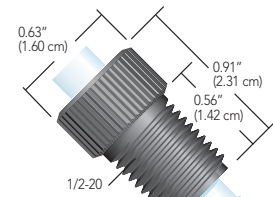
XP-132
PEEK Nut, for 3/16" and
4.0 mm OD tubing
shown with P-133 Flangeless Ferrule
(included and found on this page)



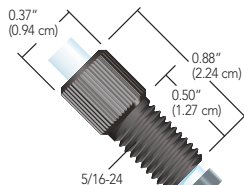
XP-136
PEEK Nut,
for 1/16" OD tubing
shown with P-200 Flangeless Ferrule
(included and found on page 25)



XU-655
PEEK Nut,
for 1/4" OD tubing
shown with U-650 Flangeless Ferrule
(included and found on this page)



XU-662
PEEK Nut,
for 5/16" OD tubing
shown with U-660 Flangeless Ferrule
(included and found on this page)



XP-137
PEEK Nut,
for 3/16" OD tubing
shown with P-140 Super Flangeless Ferrule
(included and found on this page)

Please Note: Each of the Large Bore Fittings shown on this page comes in a convenient 10-pack and is packaged with the most popularly chosen Ferrule option. The Fittings can be ordered separately by removing the preceding letter "X" from the part number. Additionally, to connect metric-sized tubing with outer diameters less than 4.0 mm to 5/16-24 threaded ports, reference the chart on page 27 to choose the correct nut/ferrule combination.

RELATED PRODUCTS

More Large Bore Products

	Page
5/16-24 Coned Fittings	18
Barbed Adapters	58
Threaded Adapters	48
Plugs	32, 159
Y Connector	47
ETFE Tubing	73

	Page
FEP, PFA Tubing	71, 72
Tubing Cutter	74
Pressure Relief Valve	154
Solvent Inlet Filters	157
Bottle Caps	159
Semi-Prep Inline Filters	161

Part No.	Description	Port	Pressure Rating	Head Style	Material (Nut/Washer)	Qty.
LARGE BORE FITTINGS						
XP-130x	Flangeless Fitting for 1/8" OD tubing	5/16-24 Flat-Bottom	500 psi (34 bar)	Standard Knurl	PEEK Natural/ETFE Yellow	10-pk
XP-131x	Super Flangeless Fitting for 1/8" OD tubing	5/16-24 Flat-Bottom	1,000 psi (69 bar)	Standard Knurl	PEEK Natural/ETFE Yellow/SST	10-pk
★ XP-132x	Flangeless Fitting for 3/16" OD tubing	5/16-24 Flat-Bottom	500 psi (34 bar)	Standard Knurl	PEEK Natural/ETFE Blue	10-pk
XP-136x	Flangeless Fitting for 1/16" OD tubing	5/16-24 Flat-Bottom	2,000 psi (138 bar)	Standard Knurl	PEEK Natural/ETFE Blue	10-pk
XP-137x	Super Flangeless Fitting for 3/16" OD tubing	5/16-24 Flat-Bottom	500 psi (34 bar)	Standard Knurl	PEEK Black/ETFE Green/SST	10-pk
XP-141x	Super Flangeless Fitting for 1/16" OD tubing	5/16-24 Flat-Bottom	1,350 psi (93 bar)	Standard Knurl	PEEK Natural/ETFE Yellow/SST	10-pk
XP-143x	Flangeless Fitting for 3.0 mm OD tubing	5/16-24 Flat-Bottom	500 psi (34 bar)	Standard Knurl	PEEK Natural/ETFE Orange	10-pk
XU-620x	Flangeless Fitting for 1/4" OD tubing	1/2-20 Coned	250 psi (17 bar)	Large Knurl	PEEK Red/ETFE Natural	10-pk
XU-655x	Flangeless Fitting for 1/4" OD tubing	1/2-20 Flat-Bottom	250 psi (17 bar)	Large Knurl	PEEK Black/ETFE Natural	10-pk
XU-662x	Flangeless Fitting for 5/16" OD tubing	1/2-20 Flat-Bottom	250 psi (17 bar)	Large Knurl	PEEK Black/ETFE Natural	10-pk
REPLACEMENT FERRULES						
★ P-133x	Flangeless Ferrule for 3/16" OD tubing	5/16-24 Flat-Bottom	500 psi (34 bar)	—	ETFE Blue	10-pk
P-133Nx	Flangeless Ferrule for 3/16" OD tubing	5/16-24 Flat-Bottom	500 psi (34 bar)	—	ETFE Natural	10-pk
P-140x	Super Flangeless Ferrule for 3/16" OD tubing	5/16-24 Flat-Bottom	500 psi (34 bar)	—	ETFE Green	10-pk
U-650x	Flangeless Ferrule for 1/4" OD tubing	1/2-20 Flat-Bottom	250 psi (17 bar)	—	ETFE Natural	10-pk
U-660x	Flangeless Ferrule for 5/16" OD tubing	1/2-20 Flat-Bottom	250 psi (17 bar)	—	ETFE Natural	10-pk