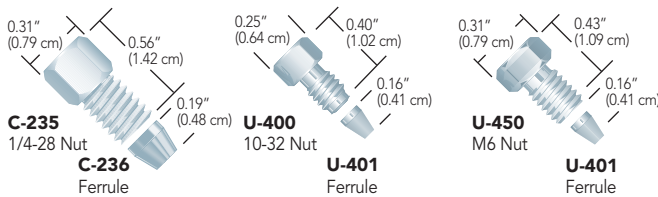


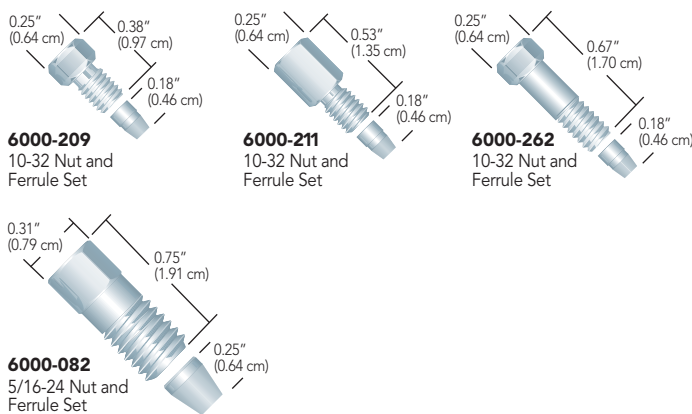
Stainless Steel Fittings

These 316 Stainless Steel Fittings are rated to 20,000 psi (1,380 bar) when wrench tightened. Choose Upchurch Scientific® Standard Fittings, or select from the Rheodyne® or other manufacturer-compatible offerings.

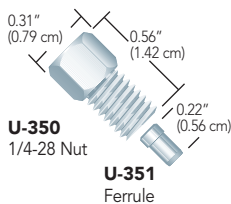
Standard Stainless Steel Fittings



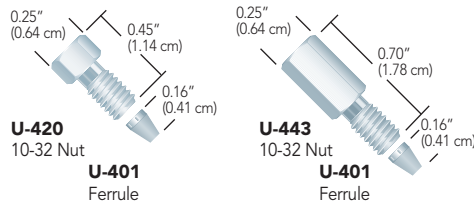
Rheodyne Fittings



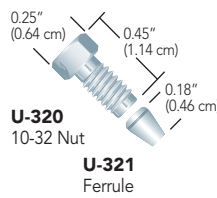
SSI Compatible Fittings



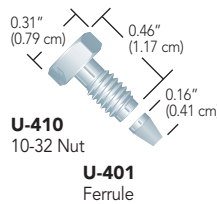
Beckman® Compatible Fittings



VICI® (Valco) Compatible Fittings



Waters® Compatible Fittings



NOTE

- ▶ Do not use metal fittings in plastic ports, as this can damage the port. Please see the "Material Structural Compatibility" chart on page 184 for more information about fittings compatibility with tubing and port materials.
- ▶ The recommended torque to tighten these fittings is 20 in-lbs (2.25 N·m).

Part No.	Description	Port	Pressure Rating	Head Style	Material	Qty.
STANDARD STAINLESS STEEL FITTINGS						
C-235x	Nut for 1/8" OD Tubing	1/4-28 Coned	20,000 psi (1,380 bar)	5/16" Hex	SST	10-pk
C-236x	Ferrule for 1/8" OD Tubing	1/4-28 Coned	20,000 psi (1,380 bar)	—	SST	10-pk
★ U-400x	Nut for 1/16" OD Tubing	10-32 Coned	20,000 psi (1,380 bar)	1/4" Hex	SST	10-pk
★ U-401x	Ferrule for 1/16" OD Tubing	10-32 or M6 Coned	20,000 psi (1,380 bar)	—	SST	10-pk
U-450x	Nut for 1/16" OD Tubing	M6 Coned	20,000 psi (1,380 bar)	5/16" Hex	SST	10-pk
RHEODYNE FITTINGS						
6000-082	Fitting for 1/8" OD Tubing	5/16-24 Coned	20,000 psi (1,380 bar)	5/16" Hex	SST	ea.
6000-083	Ferrule for 1/8" OD Tubing	5/16-24 Coned	20,000 psi (1,380 bar)	—	SST	5-pk
6000-209	Fitting for 1/16" OD Tubing	10-32 Coned	20,000 psi (1,380 bar)	1/4" Hex	SST	10-pk
6000-210	Ferrule for 1/16" OD Tubing	10-32 Coned	20,000 psi (1,380 bar)	—	SST	10-pk
6000-211	Fitting for 1/16" OD Tubing, Long	10-32 Coned	20,000 psi (1,380 bar)	1/4" Hex	SST	10-pk
6000-262	Fitting for 1/16" OD Tubing, Extra Long	10-32 Coned	20,000 psi (1,380 bar)	1/4" Hex	SST	10-pk
MANUFACTURER COMPATIBLE FITTINGS						
★ U-320x	Nuts for 1/16" OD Tubing, Valco/VICI Compatible	10-32 Coned	20,000 psi (1,380 bar)	1/4" Hex	SST	10-pk
★ U-321x	Ferrule for 1/16" OD Tubing, Valco/VICI Compatible	10-32 Coned	20,000 psi (1,380 bar)	—	SST	10-pk
U-350x	Nuts for 1/16" OD Tubing, SSI Compatible	10-32 Coned	20,000 psi (1,380 bar)	5/16" Hex	SST	10-pk
U-351x	Ferrule for 1/16" OD Tubing, SSI Compatible	10-32 Coned	20,000 psi (1,380 bar)	—	SST	10-pk
★ U-410x	Nuts for 1/16" OD Tubing, Waters Compatible	10-32 Coned	20,000 psi (1,380 bar)	5/16" Hex	SST	10-pk
U-420x	Nuts for 1/16" OD Tubing, Beckman Compatible	10-32 Coned	20,000 psi (1,380 bar)	1/4" Hex	SST	10-pk
U-443x	Nuts for 1/16" OD Tubing, Beckman Compatible, Long	10-32 Coned	20,000 psi (1,380 bar)	1/4" Hex	SST	10-pk